

INDUSTRIAL CRANES
NUCLEAR CRANES
PORT CRANES
HEAVY-DUTY LIFT TRUCKS
SERVICE
MACHINE TOOL SERVICE

KONECRANES®
Lifting Businesses™

CLX CHAIN HOIST CRANE FOR EVERYDAY LIFTING




ALWAYS READY TO WORK

In your everyday work, you have to be able to rely on the tools you use. Konecranes CLX Chain Hoist Crane is ready for even the most challenging tasks.

RELIABILITY

ERGONOMICS



HIGH VALUE



ADAPTABLE TO A VARIETY OF FACILITIES

due to compact dimensions.

VERSATILE CONFIGURATIONS

serve the needs of various industries.

Up to 5 TONS OF LIFTING CAPACITY

with a sturdy steel structure and a robust chain hoist.
Up to 10 tons with two hoists.

EASIER OPERATIONS

with an ergonomically designed lightweight pendant with standard emergency stop.

A photograph of a Konecranes CLX Chain Hoist Crane in a factory setting. The crane's arm, featuring the 'KONECRANES' logo in red, extends diagonally across the frame. A thick metal chain hangs from the crane. In the background, a worker wearing a blue hard hat and a blue uniform is visible, working on the ground. The background is filled with industrial equipment and materials, creating a sense of a busy manufacturing environment.

**A STEADY
WORKING
PARTNER**

RELIABILITY

Modern industrial design with robust aluminum exterior.

With its robust design, smooth controls, and lifting capacity of up to 5 tons, CLX Chain Hoist Crane is a strong link in your process chain.

When using CLX crane, you know your everyday lifting operations are steady, safe, and precise. Konecranes service and spare parts back up your investment in safety and productivity.

Choose CLX crane when reliability really matters.

RELIABILITY IN ACTION

EXCELLENT PERFORMANCE, 300 STARTS PER HOUR

- Classification up to FEM 3m / ISO M6 / HMI H4
- IP55 protection for demanding conditions
- Crane temperature range is +5°C to +40°C / +41°F to +104°F with the standard components

REDUCED MAINTENANCE COSTS

- New magnetic brake design, no adjustments required over the life of the brake
- Lifetime lubricated helical gears
- Up to 4 times longer chain life due to patented chain sprocket

IMPROVED SAFETY AND LONGER CRANE LIFE

- Mechanical friction torque limiter protects against overloading
- Upper and lower switch integrated into hoist body
- New magnetic brake is designed to hold the load in the event of clutch wear or unlikely failure



A close-up, low-angle shot of a Konecranes CLX Chain Hoist Crane. The focus is on the orange and black hook assembly, which is suspended by a heavy-duty chain. A bright, circular light source in the background creates a strong lens flare and illuminates the scene. The text "SMOOTHER OPERATIONS" is overlaid in large, white, bold letters on the lower left side of the image.

SMOOTHER OPERATIONS

ERGONOMICS

Simple and logical controls make operation easy.

When you choose the right tools for lifting, they become a natural part of your process. The ergonomic features of the CLX crane support a safer and smoother workflow.

CLX crane is equipped with an ergonomic pendant that makes crane operation easy and efficient. True vertical lift and a chain that doesn't slack when lowering loads improve work safety. Traveling inverters increase the accuracy of load positioning.

CLX crane is easy to use, so that you can fully concentrate on your load.

ERGONOMICS IN ACTION

ALWAYS EASY AND COMFORTABLE TO USE

- Ergonomic hook with rubber grip
- Intuitive, one-handed operations with new pendant

EVEN SMOOTHER LIFTING, STEPLESS SPEEDS, AND MORE ACCURATE LOAD POSITIONING

- Inverter hoisting available with SLX hoist
- Minimized load swing

EASE OF MAINTENANCE

- Durable and long-lasting construction
- Quick maintenance access
- Plug connections



A full-page photograph of a male worker in a blue industrial uniform, blue hard hat, and yellow safety glasses. He is holding a large, dark grey circular metal ring with a yellow chain hoist hook. The background is a blurred industrial setting with yellow structural elements. The text "IT KEEPS ON LIFTING" is overlaid in white, bold, sans-serif font on the left side of the image.

**IT KEEPS
ON LIFTING**

HIGH VALUE

The compact and flexible CLX is a great fit for many different industries and applications.

Durable construction, versatility, and easy maintenance – CLX crane is a tool made to endure. It represents Konecranes quality with a proven track record.

CLX Chain Hoist Crane is built to last. We have designed it to help you bring the best out of your work processes and crane operators. Its value lies in its fully-tested, excellent performance, and high quality components. Our products are supported by the largest service and parts support teams.

With CLX crane, you get reliable operations for many years to come.

HIGH VALUE IN ACTION

SAFE, HIGH-QUALITY COMPONENTS

- CSA, UL, OSHA and CCC approved hoists

MODERN DESIGN


- RedDot Award for excellent product design

SUITABLE FOR A WIDE VARIETY OF INDUSTRIES

- Lifting capacity, span length, lifting speed, and lifting height can all be adjusted to meet your requirements



red*dot* design award
product design 2013





MAN Nederland Dealer

PRECISION IN MAINTENANCE

The MAN Service Group, part of the Pon enterprise, is one of Europe's leading commercial vehicle, engine, and mechanical engineering companies. When its truck repair shop MAN Nederland Dealer set up a new facility, it chose two CLX Chain Hoist Cranes for maintenance use.

A CHALLENGE FOR TWO CRANES

MAN Nederland Dealer focuses on truck and bus maintenance. The loads lifted mostly consist of very heavy and expensive parts like motors, gears, axles or tires, so the process has to be smooth and safe. In their old facilities, MAN used only one crane for both truck and bus maintenance.

"We noticed that a single crane was not enough, so we decided to separate the maintenance functions and invest in two cranes," says Arjan Wijkamp, Plant Manager of MAN Nederland Dealer.

"I thought CLX crane would be the answer because of its accurate low hoisting speed and its very modern outlook in this modern facility," says Frank Tros, Konecranes Specialist in Industrial Cranes and Service.

ACCURATE POSITIONING

The repair shop invested in two CLX Chain Hoist Cranes that greatly improve the accuracy of load positioning with travel inverters. This is particularly useful during precision tasks like removing and replacing engines.

Two separate maintenance lines work well, and the work flow remains smooth and steady. Operators new to the crane took some time to get familiar with the travel inverters, but they soon noticed that the load moves much more smoothly. CLX crane was just the right fit for the customer.



**CLX CHAIN HOIST
CRANES GREATLY
IMPROVE THE
ACCURACY OF
LOAD POSITIONING.**

YOUR MULTI-PURPOSE LIFTING TOOL

The flexibility of CLX Chain Hoist Crane extends from different hoist models and versatile configurations to compact size and various features which enhance its ergonomic value.

MODELS AND CAPACITIES



CLX CHAIN HOIST CRANE RANGE

Load	Duty		Lifting speed		Falls	Hoist type
Ton / Kg	ISO rating	FEM	m / min	fpm		
1 / 1000	M5	2m	4 / 1.3	16 / 5	1	CLX10 04 1 100 5
	M5	2m	8 / 1.3	32 / 5	1	CLX10 08 1 100 5
	M4	1Am	10 / 1.6	16 / 3	1	CLX10 10 1 100 4
	M6	3m	12.5 / 2	16 / 3	1	CLX16 12 1 100 6
	M6	3m	16 / 2.6	16 / 0.8	1	CLX25 16 1 100 6
	M6	3m	20 / 3.3	16 / 0.8	1	CLX25 20 1 100 6
	M6	3m	4 / 0.7	32 / 1.7	2	CLX10 10 2 100 6
1.25 / 1250	M4	1Am	4 / 1.3	16 / 5	1	CLX10 04 1 125 4
	M4	1Am	8 / 1.3	32 / 5	1	CLX10 08 1 125 4
	M6	3m	8 / 1.3	32 / 5	1	CLX16 08 1 125 6
1.6 / 1600	M5	2m	4 / 0.7	32 / 1.7	2	CLX10 04 2 160 5
	M5	2m	5 / 0.8	16 / 0.8	2	CLX10 05 2 160 5
	M5	2m	8 / 1.3	32 / 5	1	CLX16 08 1 160 5
	M6	3m	12.5 / 2	16 / 3	1	CLX25 12 1 160 6
2 / 2000	M5	2m	4 / 0.7	32 / 1.7	2	CLX10 04 2 200 5
	M4	1Am	5 / 0.8	16 / 0.8	2	CLX10 05 2 200 4
	M6	3m	6.3 / 1	32 / 1.5	2	CLX16 06 2 200 6
	M6	3m	8 / 1.3	32 / 5	1	CLX25 08 1 200 6
2.5 / 2500	M4	1Am	4 / 0.7	32 / 1.7	2	CLX10 04 2 250 4
	M6	1Am	4 / 0.7	32 / 1.7	2	CLX16 04 2 250 6
	M5	2m	8 / 1.3	32 / 5	1	CLX25 08 1 250 5
3.2 / 3200	M5	2m	4 / 0.7	32 / 1.7	2	CLX16 04 2 320 5
	M6	3m	6.3 / 1	32 / 1.5	2	CLX25 06 2 320 6
4 / 4000	M6	3m	4 / 0.7	32 / 1.7	2	CLX25 04 2 400 6
5 / 5000	M5	2m	4 / 0.7	32 / 1.7	2	CLX25 04 2 500 5

This publication is for general informational purposes only. Konecranes reserves the right at any time, without notice, to alter or discontinue the products and/or specifications referenced herein. This publication creates no warranty on the part of Konecranes, express or implied, including but not limited to any implied warranty or merchantability or fitness for a particular purpose.



INDUSTRIAL
CRANES



NUCLEAR
CRANES



PORT
CRANES



HEAVY-DUTY
LIFT TRUCKS



SERVICE




MACHINE
TOOL
SERVICE



Konecranes is a world-leading group of Lifting Businesses™ offering lifting equipment and services that improve productivity in a wide variety of industries. The company is listed on NASDAQ OMX Helsinki Ltd (symbol: KCR1V). With almost 12,000 employees at 600 locations in nearly 50 countries we have the resources, technology and determination to deliver on the promise of Lifting Businesses™.

© 2014 Konecranes Plc. All rights reserved.

'Konecranes', 'Lifting Businesses' and  are either registered trademarks or trademarks of Konecranes Plc.

